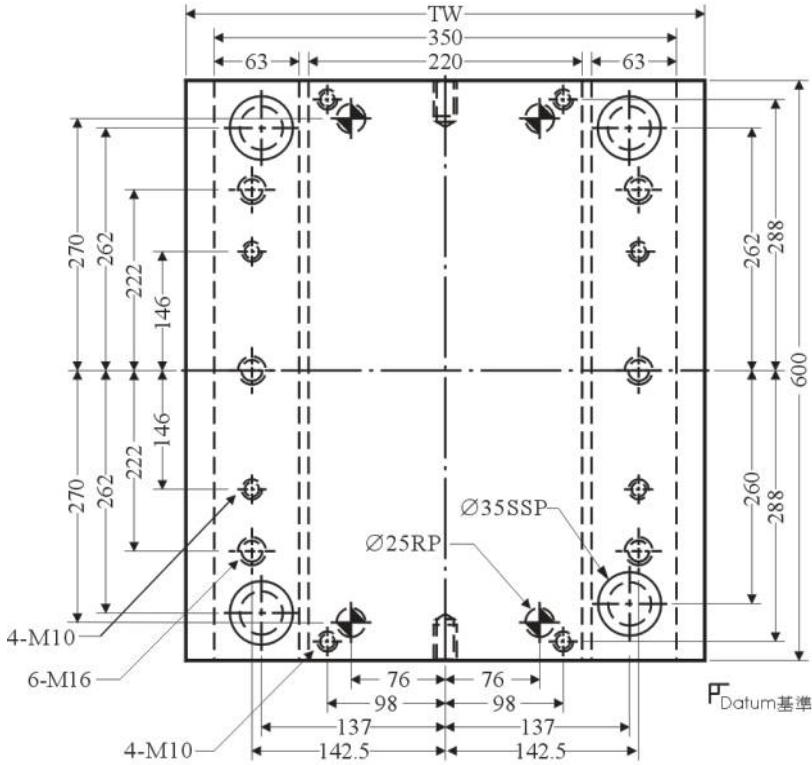
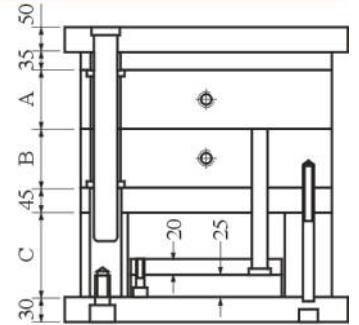


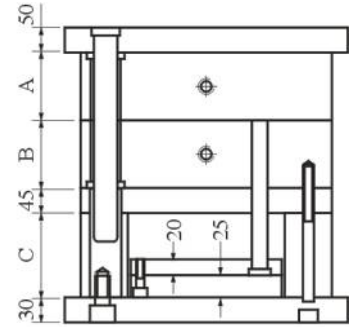
3560



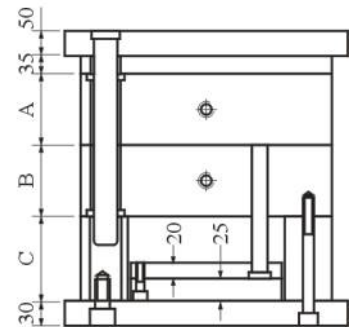
底面板闊度	TW
工字模	I TYPE 400
直身模	H TYPE 350



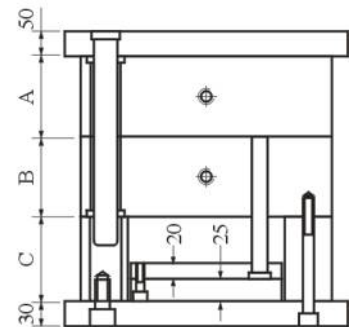
FA TYPE



GA TYPE



FC TYPE



GC TYPE

3560

型號	FA FC GAGC
Type	I H

模胚尺寸及代號
Mould Base Size

A板Thickness	40	50	60	70	80	90	100	110	120	130	140	150
B板Thickness												

C板Height	100	120	140
----------	-----	-----	-----

拉桿長度
S.P. Length

※ 吊模孔尺寸詳見<吊模螺絲孔規格> .