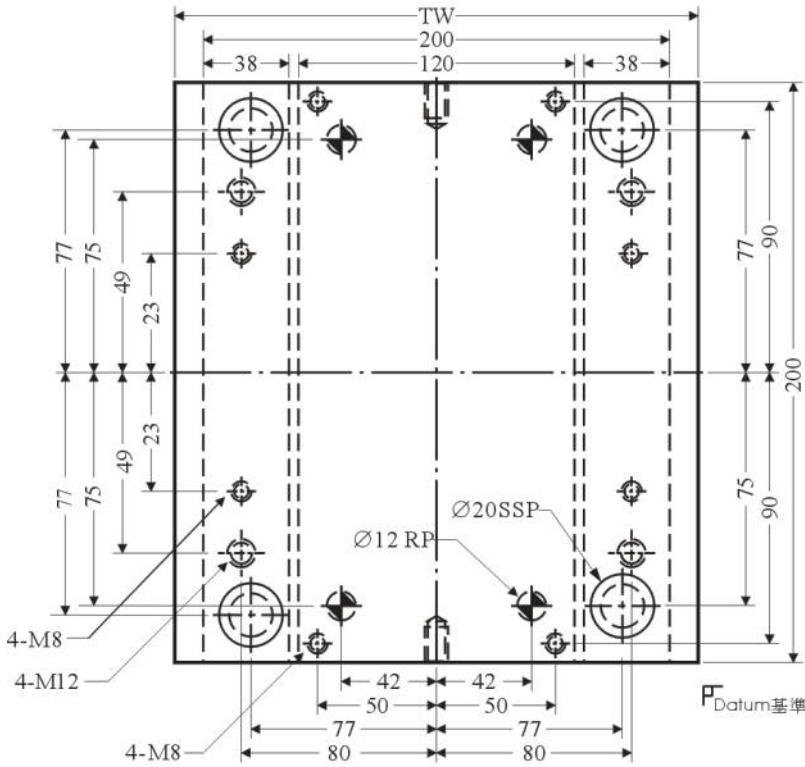
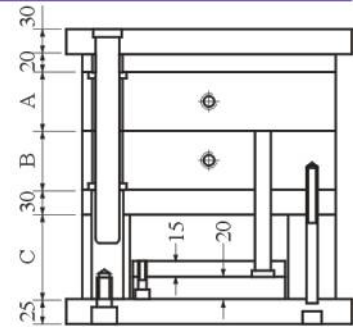


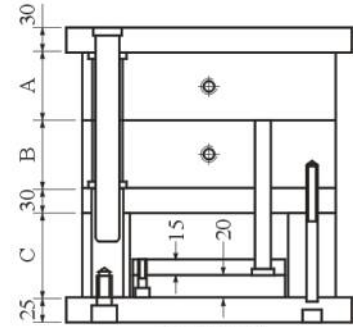
2020



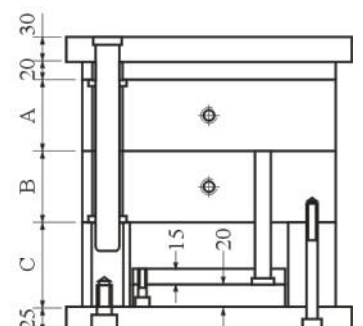
底面板闊度		TW
工字模	I TYPE	250
直身模	H TYPE	200



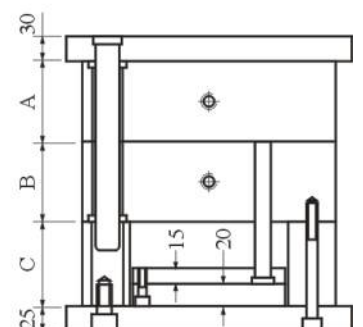
FA TYPE



GA TYPE



FC TYPE



GC TYPE

2020

型號	FA	FC	GA	GC
Type	I	H		

模胚尺寸及代號  
Mould Base Size

A板Thickness	25	30	35	40	50	60	70	80	90	100
B板Thickness										

C板Height	70	80	100
----------	----	----	-----

拉桿長度  
S.P. Length

※ 吊模孔尺寸詳見〈吊模螺絲孔規格〉。