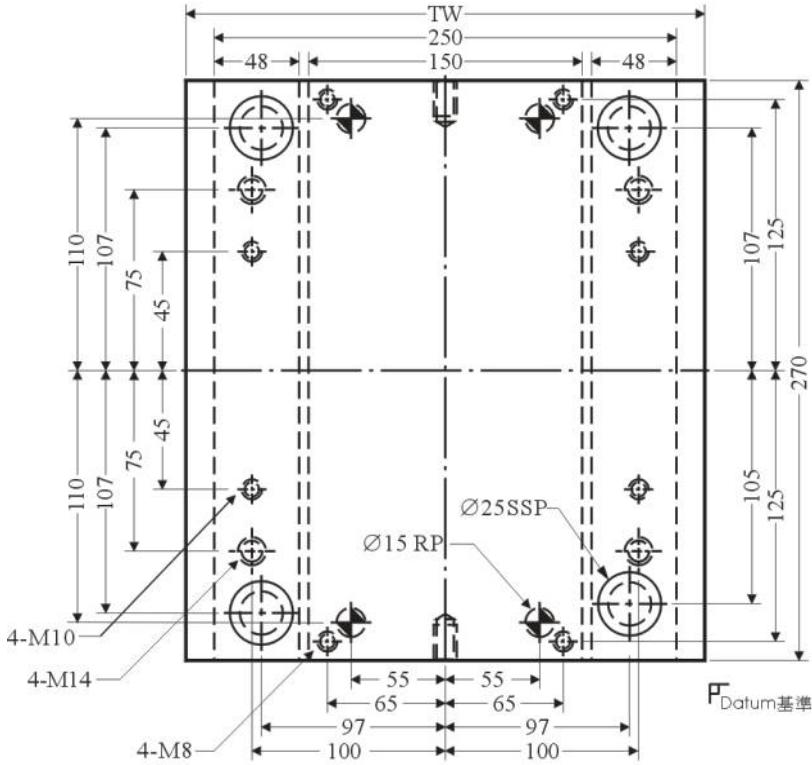
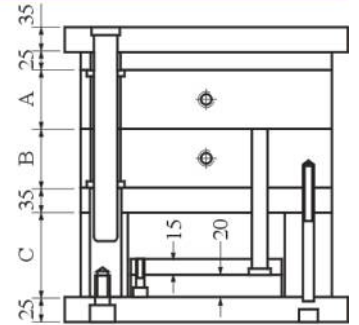


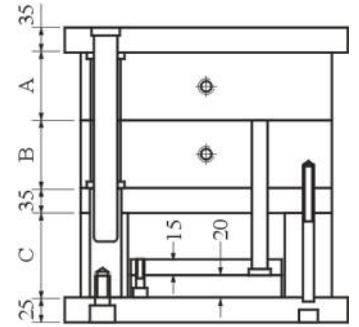
2527



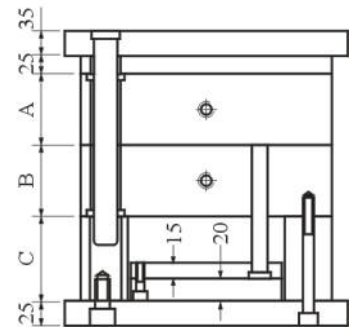
底面板闊度	TW
工字模	I TYPE 300
直身模	H TYPE 250



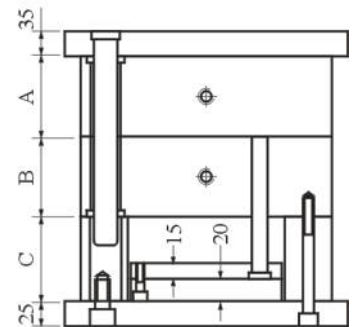
FA TYPE



GA TYPE



FC TYPE



GC TYPE

2527

型號	FA	FC	GAGC
Type	I	H	

模胚尺寸及代號
Mould Base Size

A板Thickness	30	35	40	50	60	70	80	90	100	110	120
B板Thickness											

C板Height	80	90	110
----------	----	----	-----

拉桿長度
S.P. Length

※ 吊模孔尺寸詳見<吊模螺絲孔規格> .