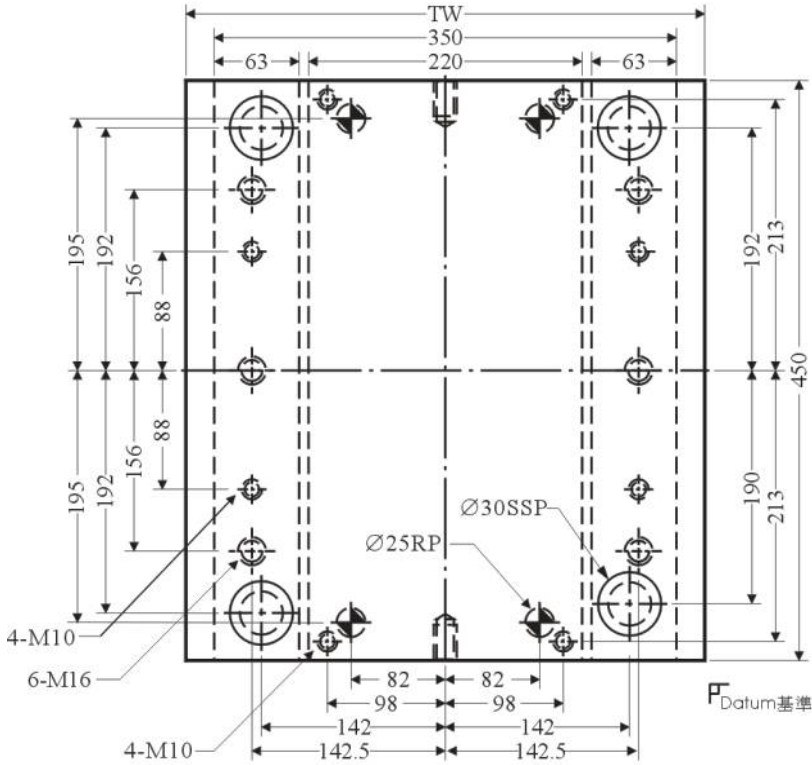
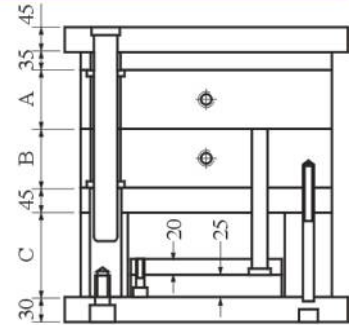


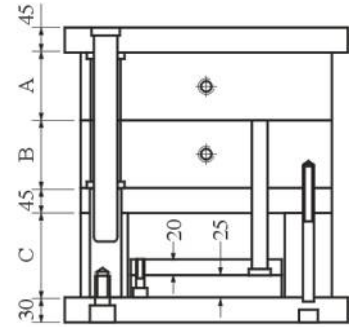
3545



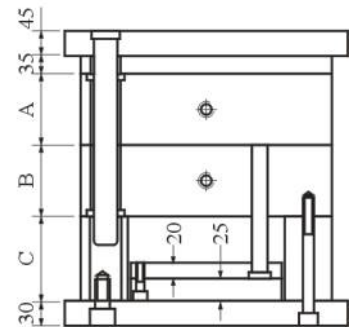
底面板闊度	TW
工字模	I TYPE 400
直身模	H TYPE 350



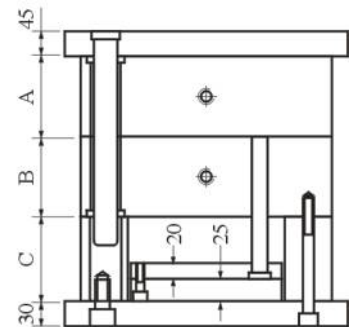
FA TYPE



GA TYPE



FC TYPE



GC TYPE

3545

型號	FA	FC	GAGC
Type	I	H	

模胚尺寸及代號
Mould Base Size

A板Thickness	40	50	60	70	80	90	100	110	120	130
B板Thickness										

C板Height	100	110	130
----------	-----	-----	-----

拉桿長度
S.P. Length

※ 吊模孔尺寸詳見<吊模螺絲孔規格> .