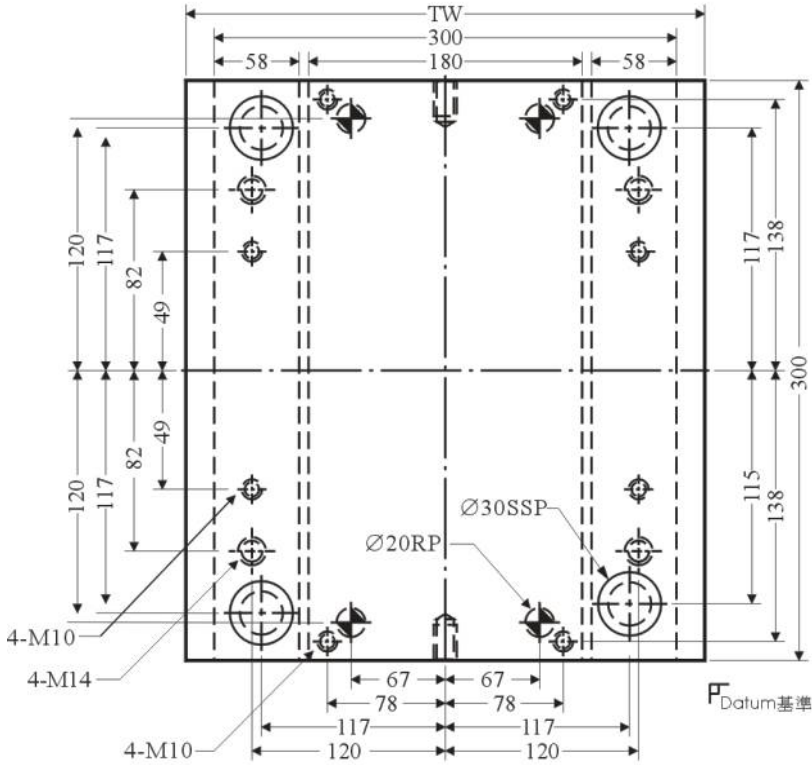
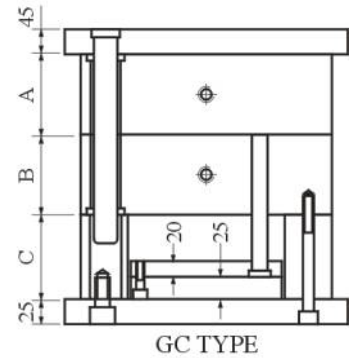
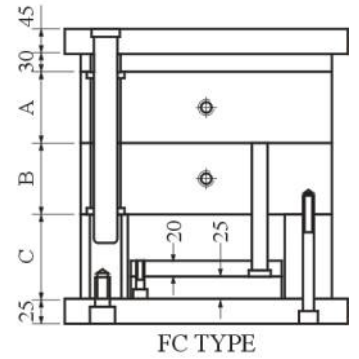
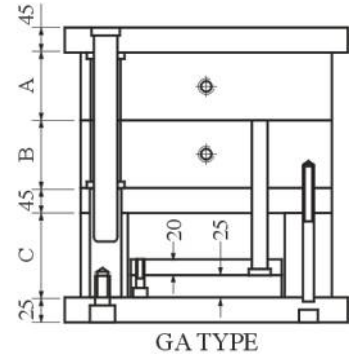
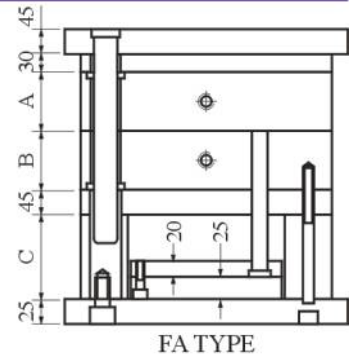


**3030**



底面板闊度	TW
工字模	I TYPE 350
直身模	H TYPE 300



3030

型號	FA FC GAGC
Type	I H

模胚尺寸及代號  
Mould Base Size

A板Thickness	35	40	50	60	70	80	90	100	110	120	130
B板Thickness											

C板Height	90	100	120
----------	----	-----	-----

拉桿長度  
S.P. Length

※ 吊模孔尺寸詳見<吊模螺絲孔規格> .