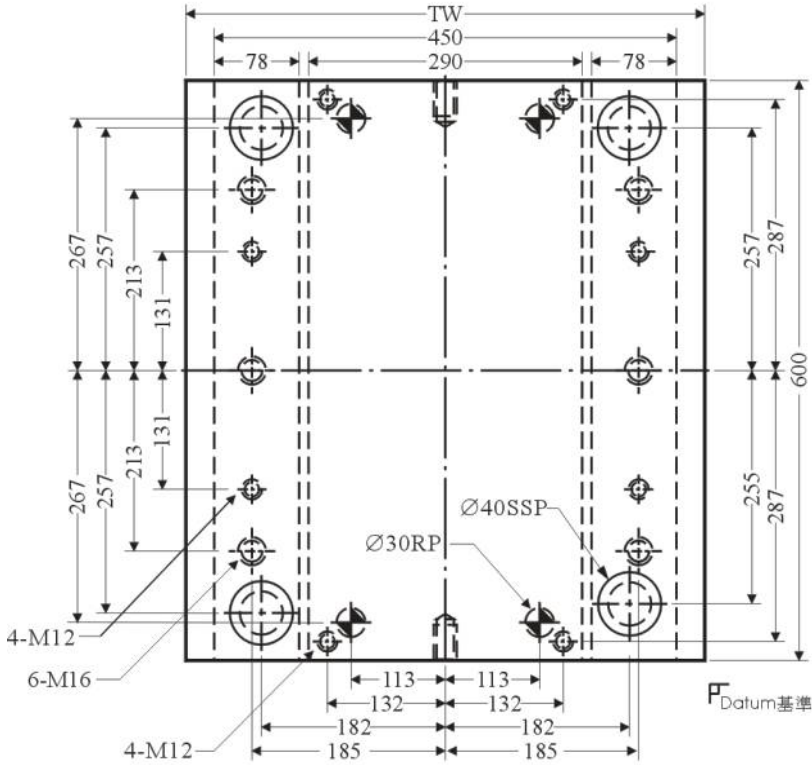
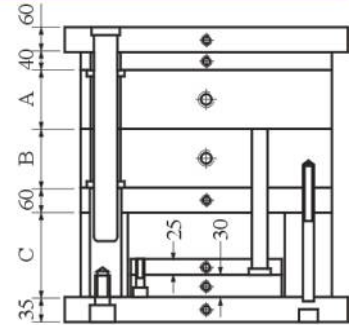


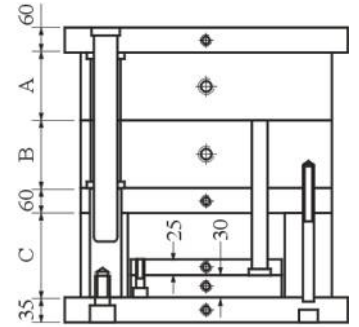
# 4560



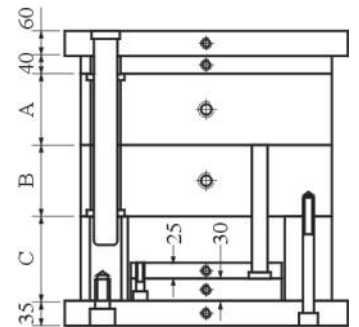
底面板闊度	TW
工字模	I TYPE 550
直身模	H TYPE 450



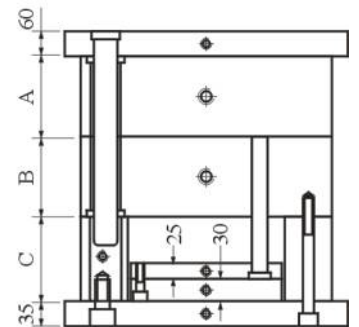
FA TYPE



GA TYPE



FC TYPE



GC TYPE

4560

型號	FA FC GAGC
Type	I H

模胚尺寸及代號  
Mould Base Size

A板Thickness	50	60	70	80	90	100	110	120	130	140	150
B板Thickness											

C板Height	120	140	160	180
----------	-----	-----	-----	-----

拉桿長度  
S.P. Length

※ 吊模孔尺寸詳見<吊模螺絲孔規格> .