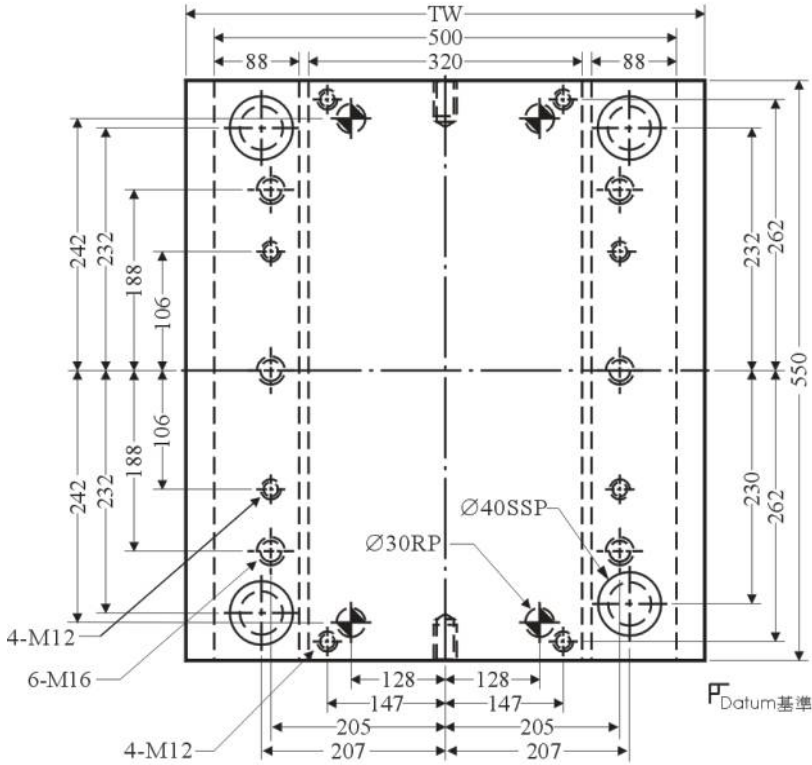
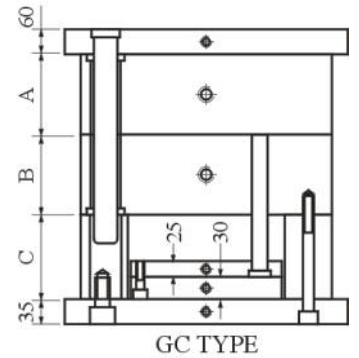
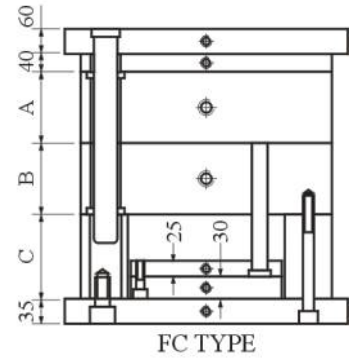
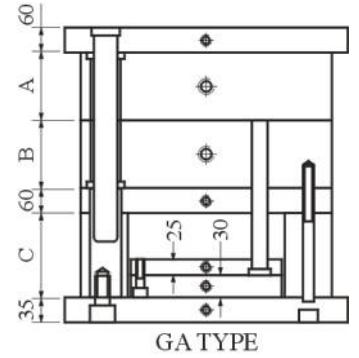
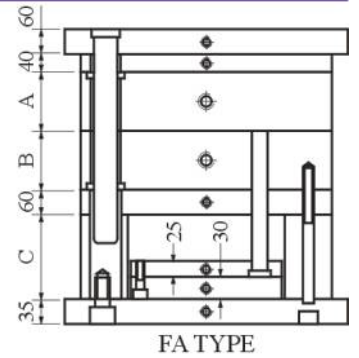


5055



底面板闊度	TW
工字模	I TYPE 600
直身模	H TYPE 500



5055

型號	FA	FC	GAGC
Type	I	H	

模胚尺寸及代號
Mould Base Size

A板Thickness	50	60	70	80	90	100	110	120	130	140	150
B板Thickness											

C板Height	120	140	160	180
----------	-----	-----	-----	-----

拉桿長度
S.P. Length

※ 吊模孔尺寸詳見<吊模螺絲孔規格> .